


**ALUFIRE®**

fire-resistant aluminium joinery  
glazing systems

 FIRE-RESISTANT SYSTEM: EI15 - EI90

CATALOGUE CARD

FIRE-RESISTANT DOOR SYSTEM:

# CLASSIC LINE DOORS







**ALUFIRE®** FIRE-RESISTANT ALUMINIUM DOOR SYSTEM:

# CLASSIC LINE DOORS



## ADVANTAGES

- Certified as E, EW and EI.
- High precision manufacturing methods ensure reliability.
- Rich hardware option selection.
- 100% compatibility with all Alufire systems.
- Concealed closer & rollenband hinges options.
- Smoke resistant door ( $S_a$ ,  $S_{200}$ ) options are available\*.

## TECHNICAL HIGHLIGHTS

- Visible profile height: 69 mm
- Noise reduction: up to 42 dB
- Max single-leaf door dimensions :  
1420mm x 2750mm
- Max double-leaf door dimensions:  
2720mm x 2750mm

# TECHNICAL SPECIFICATIONS

ALUFIRE CLASSIC LINE DOORS	
FIRE-RESISTANCE CLASSES	EI <sub>2</sub> 15, EI <sub>2</sub> 30, EI <sub>2</sub> 45, EI <sub>2</sub> 60, EI <sub>2</sub> 90
NOISE INSULATION	R <sub>w</sub> up to 42 dB
MECHANICAL STRENGTH	4
MECHANICAL DURABILITY	C5 (200 000 opening-closing cycles)
SECURITY DOORS CLASS	RC2**
MAX DOOR DIMENSIONS	<b>EI15-EI60:</b> Single-leaf doors: 1420 mm x 2750 mm Double-leaf doors: 2720 mm x 2750 mm <b>EI90:</b> Single-leaf doors: 1320 x 2300 mm Double-leaf doors: 2300 x 2300 mm
MATERIAL / FINISHING	Aluminium RAL (standard), DB, DECORAL, NCS   Aluminium metallic, anode, satin, matt
CORROSION RESISTANCE	Class C4 (optionally)
ACCESS CONTROL	Both normally open (NO) and normally closed (NC) access control hardware options are available
VENTIATION GRILLE OPTION	YES
ESCAPE DOORS	Panic hardware options available
CERTIFICATION DOCUMENTS	ITB: ITB-KOT-2021/1797 wydanie 1, 020-UWB-0901/W, LPCB: 1406b, GTC: GTC 100782, GTC 100784

## SPOTLIGHT FEATURES



1

### COMPATIBILITY


Alufire Vision Line partitions alongside Classic Line Doors, create combined aluminium profiles of only 16,5cm due to the full compatibility of all our systems.



3

### RELIABILITY

Reliability rate of at least 200 000 opening-closing cycles.



2

### CONCEALED CLOSER

Concealed closer is an available option for a cleaner look\*\*\*.

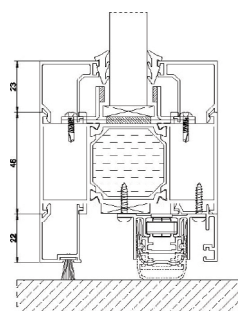


4

### ROLLENBAND HINGES

Rollenband hinges are an available option. They can be painted in any color to achieve the desired styling.

## VERTICAL CROSS SECTION



SMOKE RESISTANT DOOR  
WITH DROP-DOWN SEAL

\* With limitations in regards to available dimension configurations.

\*\* Available only for single-leaf doors. Max dimensions: 1375x2515 mm.

\*\*\* Available for door leaves up to: 130 kg of weight and 1100 mm of width.



**ALUFIRE®** fire-resistant aluminium joinery  
and office partition systems

**Alufire sp. z o.o. sp. kom.**

**E-mail:** [info@alufire.com](mailto:info@alufire.com) | **Tel:** +48 56 674 88 11 | **Web:** [www.alufire.com](http://www.alufire.com)

The manufacturer reserves the right to change the specifications and technical data of the products.  
Photos of products and their finishes may differ from reality.